



BALCONY DRAIN

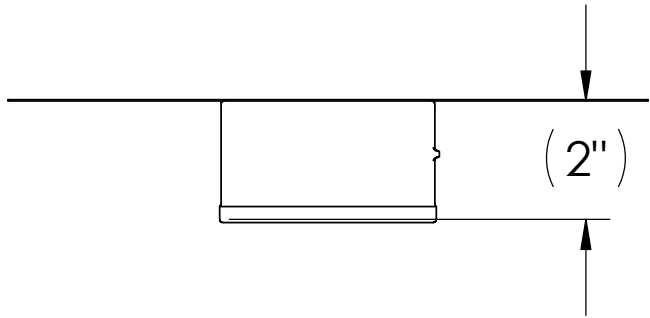


DIMENSIONS:
2"- 9"X9" PLATE
3"- 10"X10" PLATE
4"- 12"X12" PLATE

STAINLESS STEEL SNAP-IN GRATE



16 OZ. COPPER FLASHING ATTACHED TO 2", 3" OR 4" BRONZE FITTING.
(2" THREADED FITTING ALSO AVAILABLE.)



ALSO AVAILABLE WITH OPTIONAL COPPER ELBOW.

